



## Sign up and Sign in

1. Install the PressReader app or go to [www.pressreader.com](http://www.pressreader.com) in your web browser
2. Close the pop-up message and click **Sign In** (website only). This method will also sign up new users
3. Click the orange **Library or Group** button
 

 Library or Group



4. Select your library. The screen may take a few seconds to update.  
Fill in your library card number and PIN
5. You may be prompted to enter an email address and create a password for PressReader.  
If you do not use PressReader for 30 days you may need to sign in again

## App Menu options

- **Search** - type the newspaper or magazine title.  
Search box is at the top of the screen
- **Home Feed** - can be personalized using My Publications
- **Publications** - browse by country, category, language or publication type.
- **Downloaded** - This page shows publications you have downloaded for reading offline
- **Collections** - to save an article for later tap the Bookmark symbol at the top of the article.  
You can create multiple collections
- **Accounts** - your profile information, password and the Sign out button.
- **Settings** - set how many issues to store in your Downloads before deleting older ones and how downloads are managed

## Managing Publications

- Tap a newspaper or magazine to open the current edition


- Each publication has a slider to **Automatically deliver all new issues**
- To read past editions tap the date and select from the drop-down calendar.  
Publications have different past issue availability
-  **Add to my Publications** – adds a title to the My Publications list in your Home Feed
- **Download a publication:** tap the front cover to open it. It should download automatically to the mobile app.  
You can also manually download a publication by tapping the **Down Arrow** above the issue date:



## Reading Articles

- To view an article in detail click / tap its headline.
- You can switch between **Full Page View** and **Text View** (article by article)



While in **Text View** you can tap the article menu for the actions below: 

-  **Comment**
-  **Save to Collection** – saves article for later
-  **Listen** – reads the text of an article
-  **Share** - to share a link to the article
-  **Copy** - to copy and paste article text
-  **Print** – (on Pressreader.com only)
-  **Translate Article** - to your desired language