


Getting started

Install **cloudLibrary App**: www.yourcloudlibrary.com

Sign into the app


1. The first time you open the app you must select your country, province and library
2. Then type your card number and PIN
3. You may turn on email alerts in **Account - Notifications**

Searching for eAudiobooks



- Tap **Search** at the bottom of the screen
- Search for title or author using the search box at the top of the screen
- To **Browse** tap either **Featured**, **Favourites** or **All** at the top of the screen to see books by subject. Under **All** you can select which categories to display by tapping the arrow below:

RESULTS WITHIN **ADULT / FICTION**

- Tap **Filter** to refine your search results. 
- You can filter by format or for items **Available Now**. Use the **Suggestions for Library** filter to find and request e-audiobooks for purchase

Filter preferences are saved between sessions. Tap **Apply** to save your filters

- **Sort** your search results by title, author or date

Checking out and downloading

1. When you have found a title you want, tap on the book cover to see more information.
2. Tap on **Borrow**, or **Hold** if the item is in use

Updated: July 2019

3. Tap **Listen**. The item will open and download
4. To resume a book you have started you can tap the round book icon



Listening to e-Audiobooks

Once an e-audiobook is open you can use the central button at the bottom of the screen to **Play** or **Pause**.

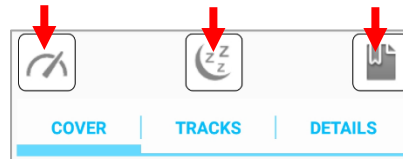
You can also move back or forward by 15 seconds or by tracks / chapters.

Playing time and progress is displayed at the bottom.



At the top of the audio player are further tools:

Playback Speed **Sleep Timer** **Bookmarks**



Tracks allows you to browse the audiobook's chapters

Managing & returning e-books

Tap **My Books** to view:

- **Current**: displays items on loan to you. **Return** a title early if required. It will automatically return itself on its expiry date. **Renew** an item from 3 days before it expires
- **History**: titles you've borrowed in the past
- **Holds**: your items on hold. Tap **Remove Hold** to cancel a title on hold
- **Saved**: titles you save for later, like a wish list

Account: add additional library cards to the app, set notification preferences and view help and tutorials.

Other resources

cloudLibrary Help

<https://www.yourcloudlibrary.com/common-issues/>

barrielibrary.ca | 705-728-1010